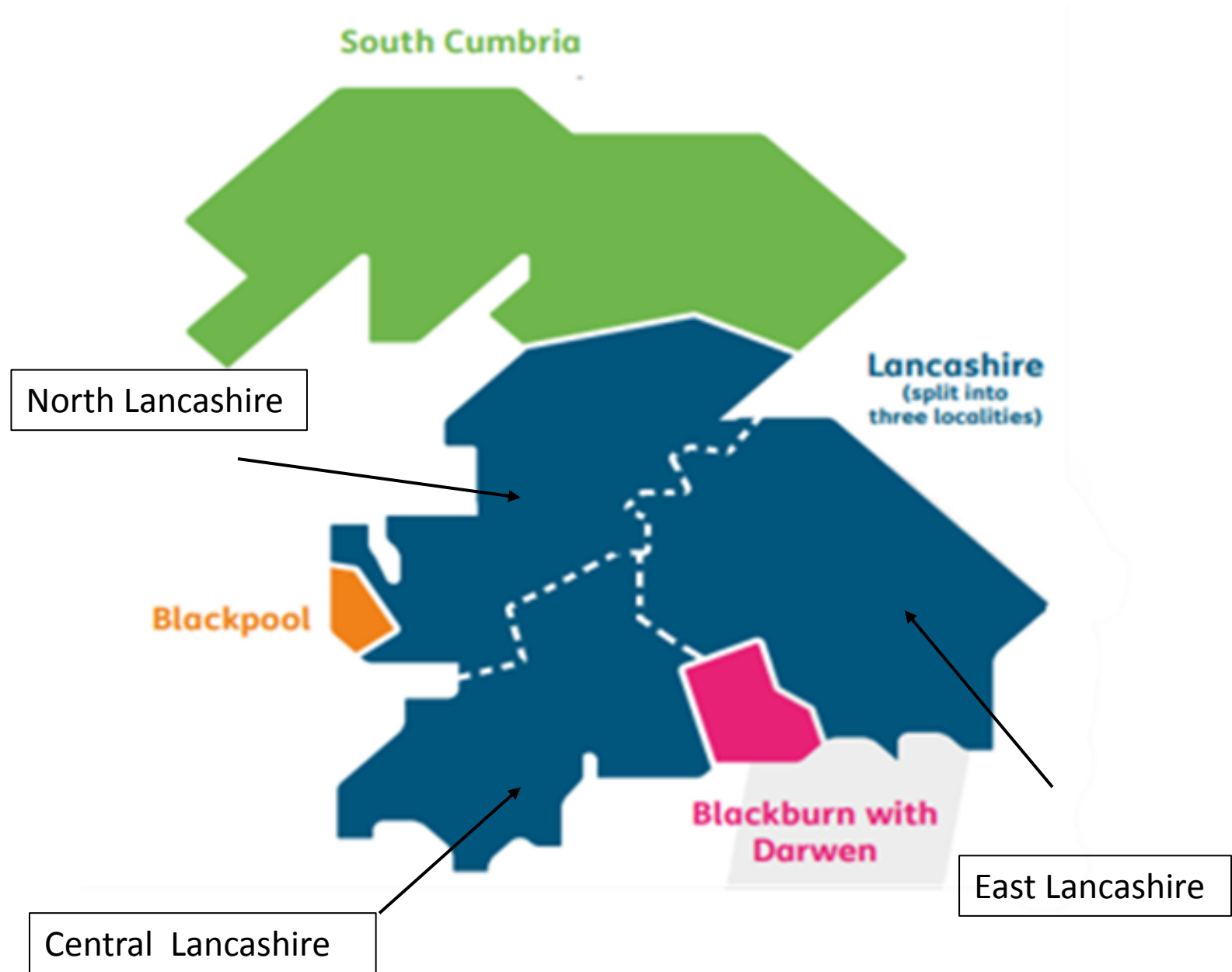


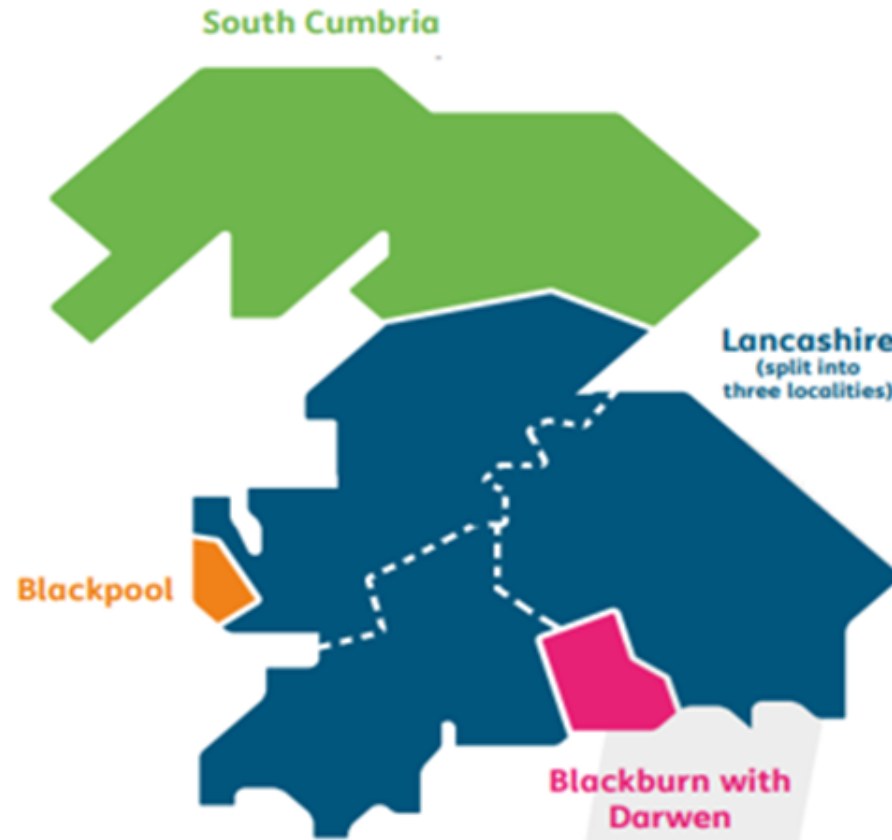
Our Locality Arrangements



Where do we fit in Lancashire and South Cumbria?

Four places in Lancashire and South Cumbria:

- Blackburn with Darwen c150k population and 4 PCNs
- Blackpool c 140k population and 4 PCNs
- Lancashire – c 1.2 million population and 28 PCNs
- South Cumbria – c171k population and 5 PCNs



Lancashire will be sub-divided into three Localities:

- North Lancashire c337k population (8 PCNs) – Fylde and Wyre (5 PCNs) and Lancaster City (3 PCNs).
- Central Lancashire c598k population (11 PCNs) – Preston (3 PCNs), Chorley (3 PCNs), South Ribble (2 PCNs) and West (3 PCNs).
- East Lancashire c392k population (9 PCNs)– Burnley (2 PCNs), Hyndburn (2 PCNs), Pendle (2 PCNs), Rosendale (2 PCNs) and Ribble Valley (1 PCN).

Role of locality in the Lancashire Place *“Delivery focus through understanding the population need”*

Our three localities will;

- **Translate strategic agreement into operational delivery** to improve lives and well-being of the whole population; places are all age.
- **Influence the wider Place** by providing feedback to the Lancashire Place Partnership via a forum(s) to discuss wider Place issues and how they impact at a locality level
- **Enable and support networks of communities** to flourish – supporting an asset and strengths based approach to support.
- Ensure that **Lancashire wide priorities are included in local plans based on need.**
- Enable **local priorities to be developed, delivered** and recognised to address health and well-being inequity.
- **Undertake performance management** to assess impact and support targeting of work.
- Where appropriate provide an interface to the ‘health integration’ agenda; recognising that health partners will need to work on ‘health footprints’ for patient safety reasons.


Building blocks within each locality



Communities and neighbourhoods at the front and centre of what is happening – centred around the people who live and work there.



An all age multiagency group (engine room) to oversee the development and implementation of the local plan to include Lancashire Wide objectives linked to priorities and local priorities based on specific local needs



A **space for 'health integration'** between health providers to ensure seamless pathways for residents



Core delivery team to support the above **drawn from all partners**



Delivery of health and social care integration at local level

North Lancashire

Lancaster District

Lancashire Place Partnership

Lancaster Health and Well-Being Partnership
Incl – Neighbourhood and Community working and development
Health and well-being
Health and social care integration

Lancaster

Morecambe



Carnforth

Communities / neighbourhoods



Morecambe Bay Health Group
Health only work (group to be defined – probably Bay wide)

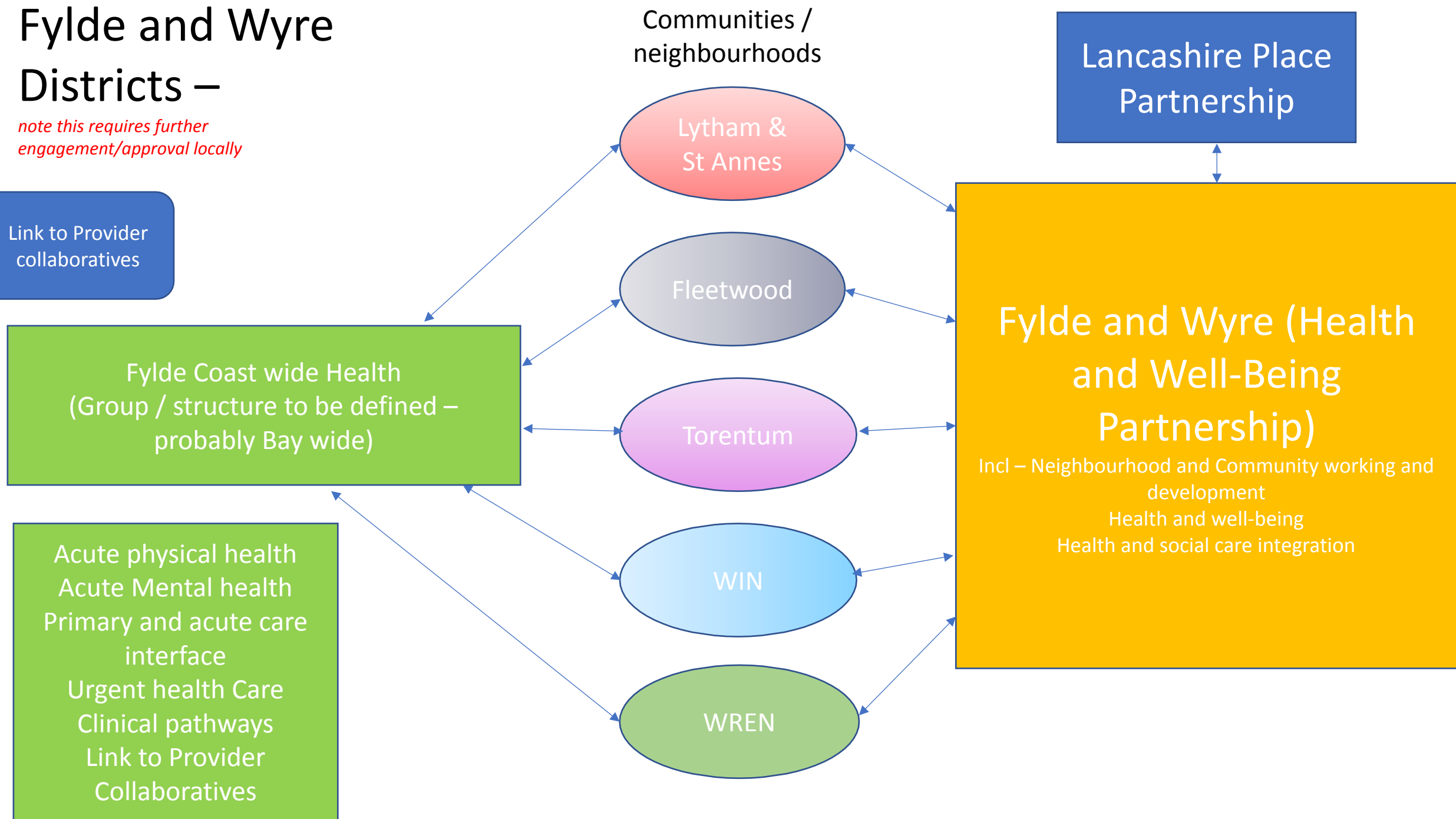
Acute physical health
Acute Mental health
Primary and acute care interface
Urgent health Care
Clinical pathways
Link to Provider
Collaboratives



Fylde and Wyre Districts –

note this requires further engagement/approval locally

Link to Provider collaboratives



Central and West Lancashire

Lancashire Place Partnership

Locality Executive Oversight Group



Central Lancashire
Community Health
Transformation Board
**'Focus on
Community
Support,
Response, and
Recovery'**

Preston
Health and
Wellbeing
Partnership

Chorley and
South Ribble
Partnership

West Lancashire
Health and
Wellbeing
Partnership

West
Lancashire
Providers
Alliance Group

CL Primary /
Secondary /
Community Care
Clinical and Care
Interface Group

- Leyland
- Ribble
- Greater Preston
- Preston North and East
- Chorley Central
- Chorley and South Ribble
- Chorley Together
- Ormskirk
- Northern Parishes
- Skelmersdale



East Lancashire

Lancashire East Delivery Unit

Lancashire East Chief Officers



Lancashire Place Partnership

Lancashire East H&WB Partnership



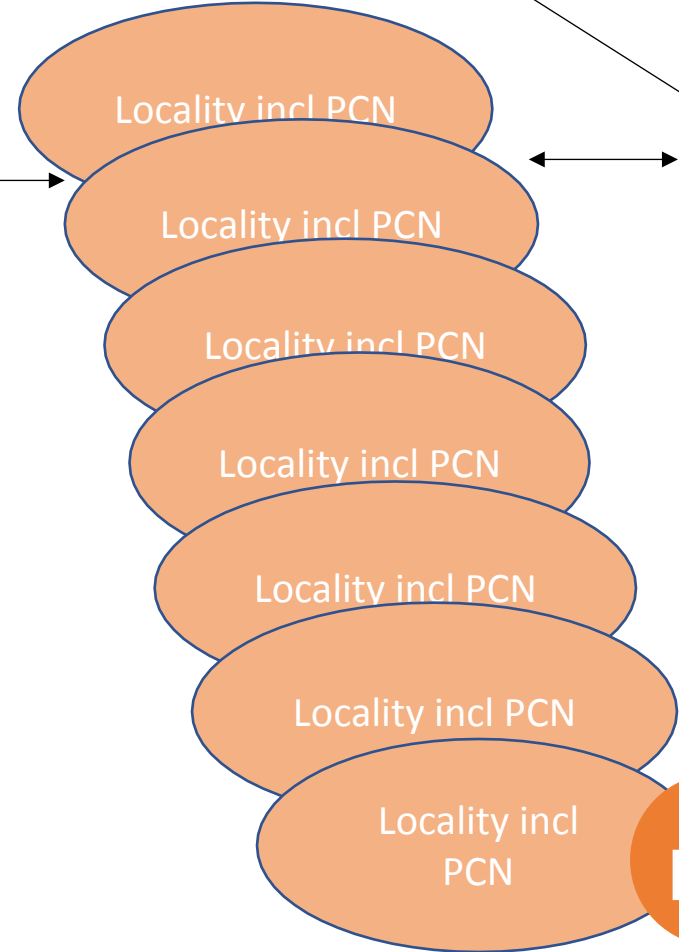
East Locality Team



Burnley Health and Wellbeing Partnership

Including:

- Neighbourhood and Community working and development
- Health and well-being
- Health and social care integration



Pennine Lancashire Health only work



- Acute physical health
- Acute Mental health
- Primary and acute care interface
- Urgent health Care
- Clinical pathways
- Link to Provider Collaborative



Communities / neighbourhoods